


NEEDLE VALVES

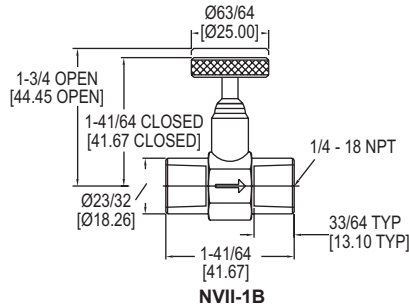
Economical, Pressures Up to 2000 psi, Blowout-Proof Stem



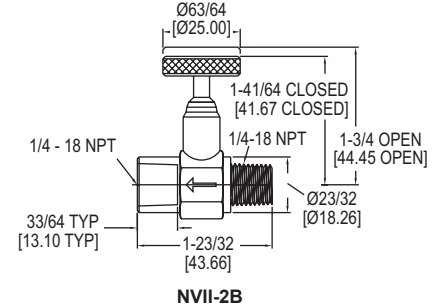
NVII-1B



NVII-2B



NVII-1B



NVII-2B

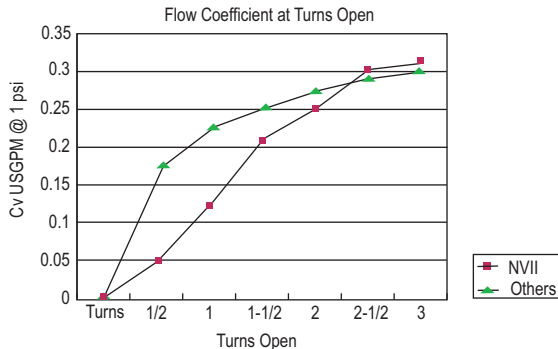
The **Model NVII Needle Valves** provide easy flow regulation in all applications, including shut off and throttling for pressure gages and instruments. With a one piece, hot forged brass body construction, years of maintenance-free service can be expected. The Model NVII, with its tamper-proof design and blowout-proof stem, provides excellent performance and reliability.

FEATURES/BENEFITS

- Pressures to 2000 psi
- One piece body construction
- Tamper proof design and blowout-proof stem

APPLICATIONS

- Instrument line shut off, instrument isolation, drain valve, and pressure gages



SPECIFICATIONS

Service: Gases and liquids compatible with wetted materials. Not rated for steam use.
End Connection Size: 1/4" NPT.
Pressure Limit: 2000 psi (138 bar) (CWP).
Wetted Materials: Valve body: Brass (CW617N); Retainer, handwheel: Brass (CW614N); O-ring: Fluoroelastomer.
Temperature Limits: -40 to 350°F (-40 to 176.7°C). (Warning: freezing of the fluid in the installation may severely damage the valve.)
Flow Coefficient: 0.31.
Weight: 0.22 lb.

MODEL CHART

Model	Description
NVII-1B	Needle valve (female x female)
NVII-2B	Needle valve (male x female)

USA: California Proposition 65
 ⚠ WARNING: Cancer and Reproductive Harm - www.P65Warnings.ca.gov